

ANNUAL REPORT Fiscal Year September 2022

Board of Directors

Jackie Lindrup, RDH MEd
President

Michelle Matheson, DDS
Vice-President

Jessica Lambert, DDS
Treasurer

Robin Lyons
Secretary and
Program Assistant

Dennis Childers
Amy Florea
Jeff Fortenbacher
Kelly Levelston
Randy J. Novotny
Connie Verhagen, DDS
Vondie Woodbury

Ex officio member
Suzanne Tanis, RDH, BS
Executive Director

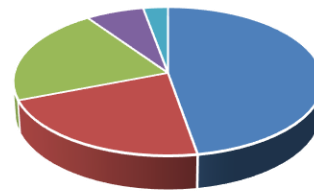
RESOURCES Oct 2021 – Sept 2022

SUPPORT & REVENUES

IN-KIND SUPPORT	\$87,063
SENIOR MILLAGE	\$40,292
FOUNDATIONS	\$39,052
UNITED WAY	\$12,500
INDIVIDUALS	\$5,306

TOTAL REVENUES	\$184,213

Revenue



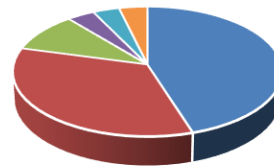
- 47% In Kind
- 22% Senior Millage
- 21% Foundations
- 7% United Way
- 3% Individuals

EXPENSES

DENTAL SERVICES	\$87,063
PERSONNEL	\$65,842
OUTREACH/MARKETING	\$19,000
OFFICE/SUPPLIES	\$7,121
CLINICAL/SUPPLIES	\$6,794
FINANCE/INSURANCE	\$7,275

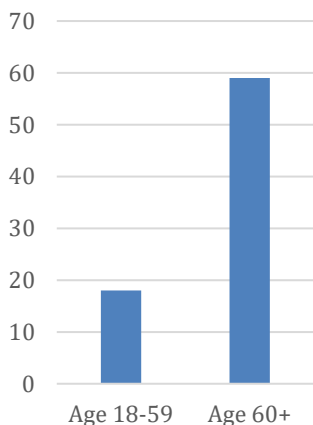
TOTAL EXPENSES	\$193,095

Expenses

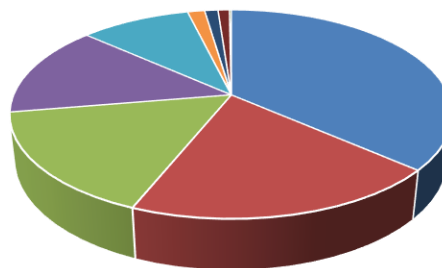


- 45% Dental Services
- 34% Personnel
- 10% Outreach/Marketing
- 4% Office/Supplies
- 4% Clinical/Supplies
- 4% Finance/Insurance

Participants by Age



Completed Dental Services



- 220 Preventative Treatment
- 119 Exams
- 98 X-rays
- 86 Fillings
- 58 Extractions
- 9 Crowns
- 7 Dentures
- 6 Gum Disease Treatment
- 1 Root Canal Treatment